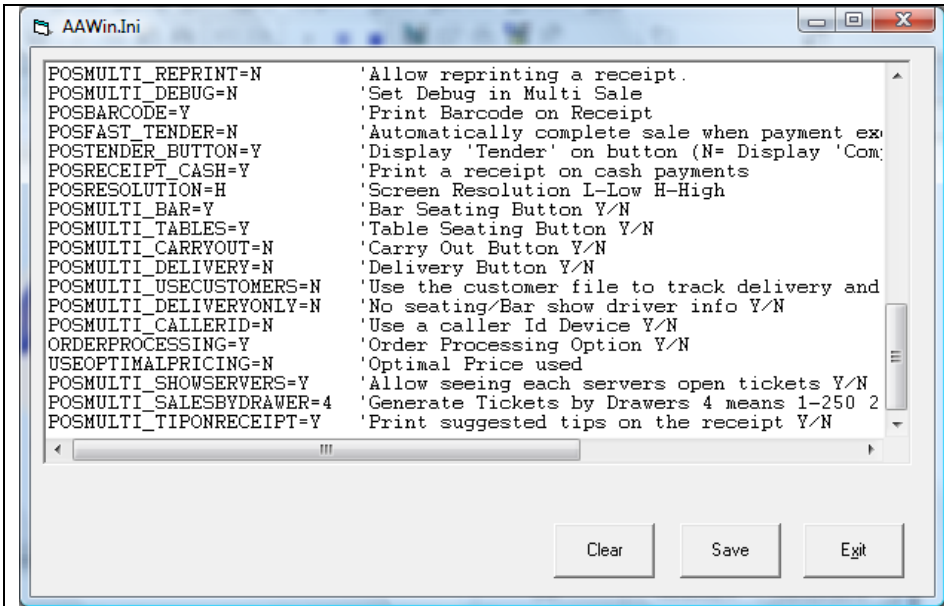
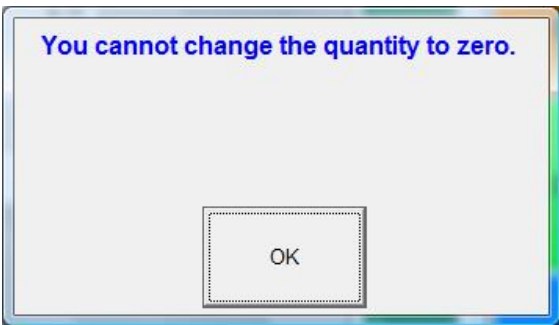


Merchandise Manager 5-25-2010 Enhancements

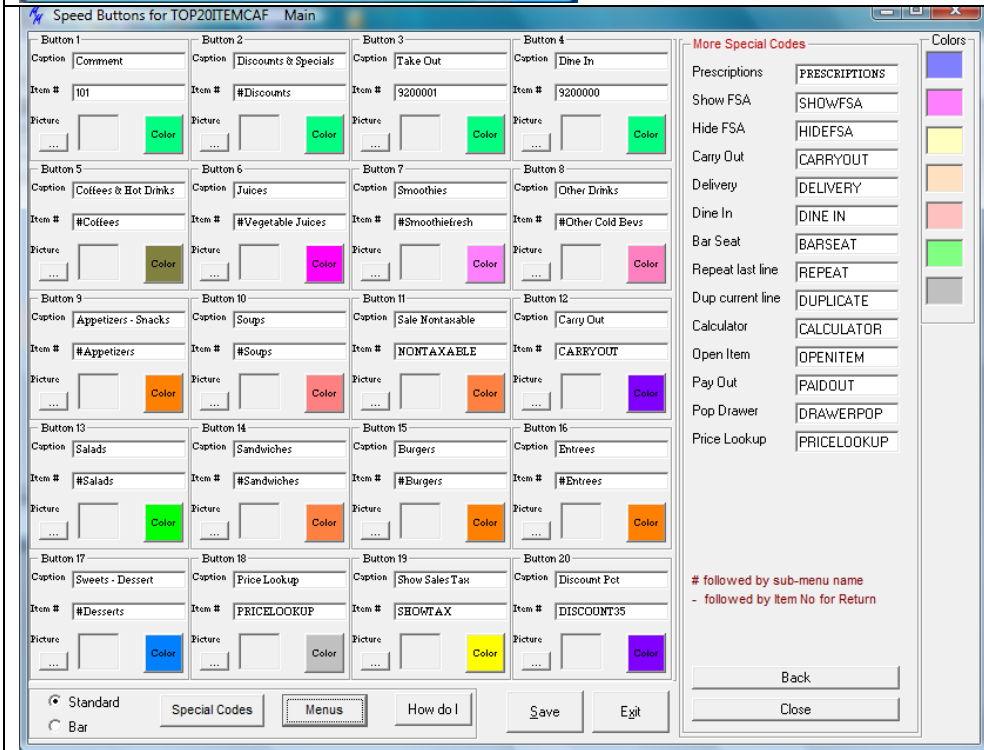


Add the option to print a tip adviser line on the receipt. For Multi-Sale only. The option is set up in the AAWin.ini file

Print
Tip Advisor: 10%-xx.xx 15%-xx.xx
20%-xx.xx



When the POS Parameter to allow deleting detail lines is set unchecked. The delete button does not display, but the operator was able to change the quantity to zero. This left the system open to theft. Now the operator cannot change the quantity to zero.



Allow a price lookup / Price Check from the multi-entry screen.

To create the button, call up the speed button setup screen.

POS – Management – Edit Speed Buttons

Select the special codes button and then the more button.

Drag the PriceLookup box to the desired button on the left.

Save and push the button to the registers.

14 of 14

Item #/UPC:

Description:

Search F2 **UPC**

Clear F3 **Detail Search** F5

Item #	Description	Price	Quantity
829462001123	Good KAarma ORganic Chocolate Rice Milk	3.29	- 2
875386000315	Hempmilk, chocolate	3.99	10
875386000308	Hempmilk, original	3.99	- 21
875386000322	Hempmilk, vanilla	3.99	4
4111	Hot Chocolate w/ milk & cherry	1.99	9,990
052603065009	Pacific Almond Milk	3.29	- 22
052603065955	Pacific Hazelnut Milk	3.29	2
025293600393	Silk Soy Milk, plain, 64 oz.	4.09	- 1
025293600904	Silk Soymilk, one quart	2.79	- 3

Buy It F8 **Cancel** F12

Search complete. CAF Jonna 25/2010

When the Price Lookup button is selected, either scan or enter the item number in the Item #/UPC field or enter some description in the Description field and select Search.

Partial Item numbers or descriptions may be used.

All items that meet the search criteria will be displayed.

Select Buy It to add the hi-lited item to the sale or Cancel to return to the sale without picking the item.